

How to make a sell listing on the National Stewardship Trading Platform

Overview

A sell listing on the National Stewardship Trading Platform has two components.

1. The project profile.

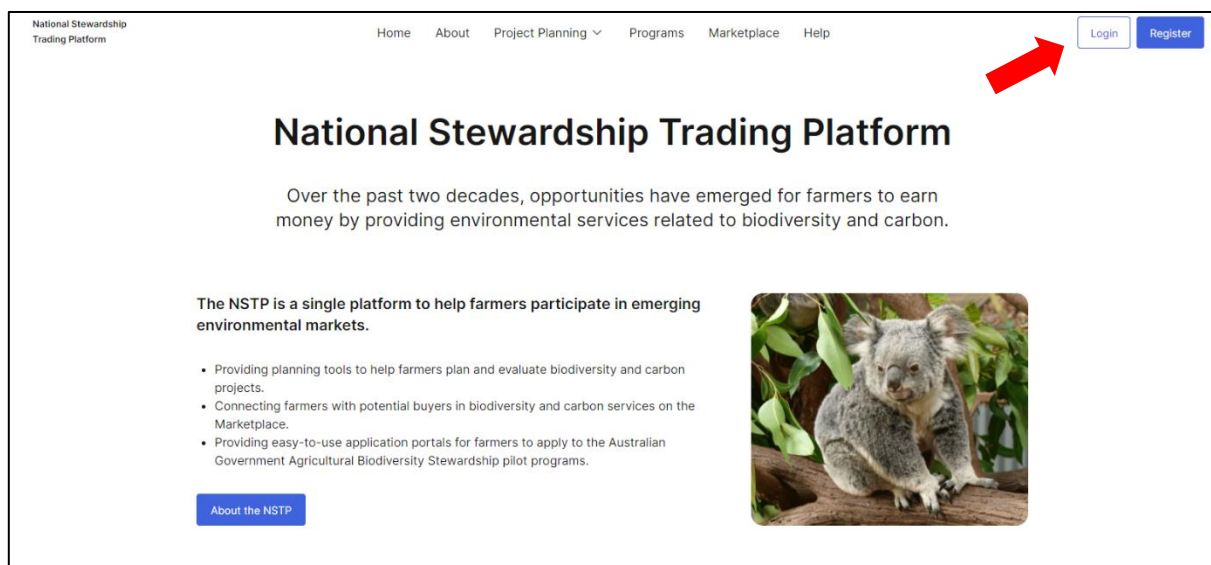
You must create a project profile linked to your 'sell' listing. This provides the technical specifics of the project such as the program it is associated with if any, the location and project lifespan.

2. The listing.

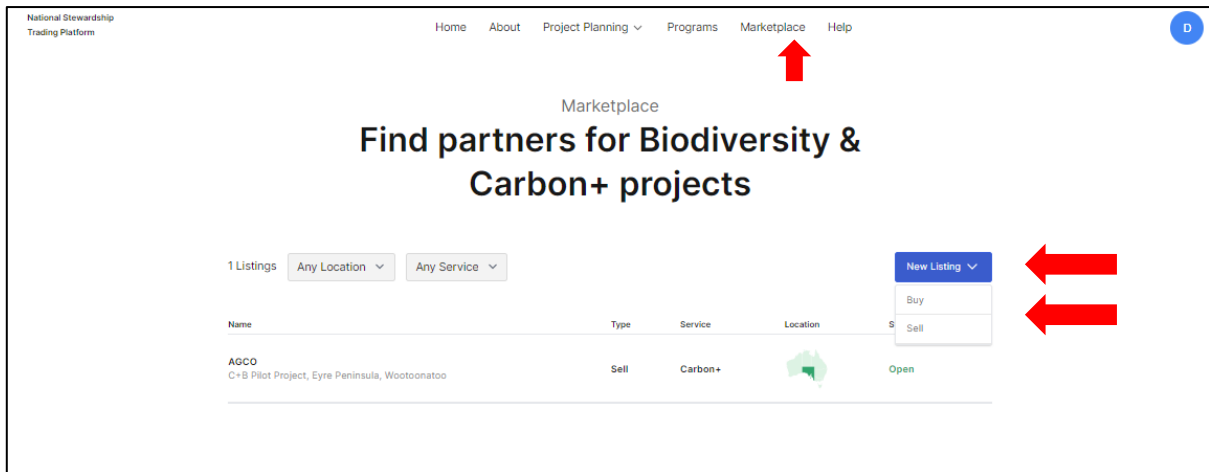
You must create a project listing with information about the type of environmental service you are offering. By creating a listing, you are not committing to a sale. A listing helps you to seek interest from private buyers who you may wish to partner with. You may have multiple listings associated with the same project if you are seeking to find private buyers for a number of project outcomes.

Follow the steps below to create your project profile and listing

1. Navigate to agsteward.com.au and log in to your account on the top right corner of the page. If you have not registered to create an account, please refer to the guidance on how to register an account on the [Department's website](#).

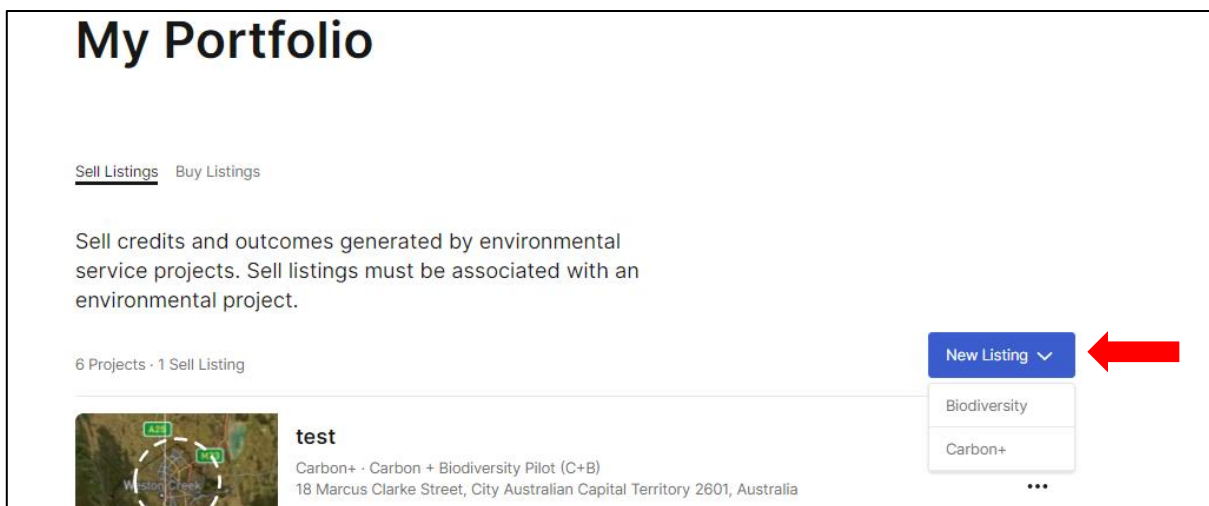


2. Click on the 'Marketplace' tab on the top of the page and click on 'New Listing' then select 'Sell' as the type of listing you want to create.



3. Click 'New Listing' and select the type of environmental service you are offering, either 'Biodiversity' or 'Carbon+'. For further information about The department's Biodiversity and Carbon+ programs, see the 'Programs' tab at the top of the page.'

Your project does not have to be linked to one of these programs to be listed.



To create a Carbon+ Project Profile [\[go straight to step 5 for Biodiversity Projects\]](#)

4. Provide details about the project that's linked to the listing:
 - a) Indicate whether your project is registered with the Clean Energy Regulator. Your project doesn't need to be registered before adding it to your Portfolio. If your project is registered, add a link to the project on a public register.

Project Information


Your project is linked to your listing. You can have multiple listings from one project.

Is your project registered with the Clean Energy Regulator (CER) ?

Your project doesn't need to be registered before adding it to your Portfolio or creating a listing.

Yes, it's registered
 Project registration url

No, it's not registered



- b) Provide a title for your project and indicate which program the project is associated with (Emissions Reduction Fund or Carbon + Biodiversity Pilot). This project title will be displayed at the top of your project description page linked to your listings.


The project title and listing title can be the same. If you are participating in the Carbon + Biodiversity Pilot, we suggest you list your project title as *"C+B Pilot Project [insert project ID] [insert NRM region] [insert farm name]"*

Project Overview

Project Title ?

Program

Please select v



- c) Provide details of the project lifespan. For registered Emissions Reduction Fund projects, this will be your project permanence period.
- d) You may wish to add the forward abatement estimate (FAE) for your project, this is your best estimate of the total amount of carbon abatement in tCO₂-e from your project. The project planning tool can help you estimate your FAE for ERF Environmental Plantings Projects.
- e) You may also add details of the project proponent and whether you have engaged a service provider or developer. A service provider is an entity, independent of the Government, that is engaged by a landholder to provide a range of services to assist with ERF participation or other programs. A service provider could be an individual or organisation.

Project lifespan

Credit type: ACCUs (Australian Carbon Credit Units)

Forward Abatement Estimate tCO2-e (Optional) 0 i Project length in years (Optional) 0

d → ← **c**

Project proponent (Optional)

e →

Project agent (Optional) i

- f) Provide the location details for your project by entering a project address. The project location will be shown as a selectable 20km, 50km or 80km radius circle centred on the address you provide. It is intended to demonstrate the region, not your exact project location. If you wish to mask your precise location, add an address/location within ~5km of your project so that your project will appear in the circle but not the centre. You do not need to provide your address.

Project Source Location

The project location will be shown as a selectable 20km, 50km or 80km radius circle. It is intended to demonstrate the region, not your exact project location.

If you wish to mask your precise location, add an address/location within ~5km of your project so that your project will end up in the circle but not the centre. You do not need to provide your address.

To create a Biodiversity project profile

5. Provide details about the project that will be linked to the listing:
- a) Indicate whether your project is registered with a government body. Your project doesn't need to be registered before adding it to your Portfolio. If your project is registered, you may choose to add a link to the project on a public register.

Is your project registered with a government body?

e.g. NSW Biodiversity Conservation Trust Public register of private land conservation agreements. Your project must be voluntary and not part of an offset scheme.

Your project doesn't need to be registered before adding it to your Portfolio or creating a listing.

Yes, it's registered

No, it's not registered

- b) Provide a title for your project and indicate which program the project is associated with, if any. This project title will be displayed at the top of your project description page linked to your listings. The project title and listing title can be the same.
- c) You may choose to add the biodiversity units or outcomes generated by your project, the timespan of the project, project proponent and whether you have engaged a service provider or developer. A service provider is an entity, independent of the Government, that is engaged by a landholder to provide a range of services to assist with ERF participation or other programs. A service provider could be an individual or organisation.

Project Overview

Project Title ?

Program

Units or outcomes generated (optional) Project timespan in years (Optional)

Project proponent (Optional)

Project agent (Optional) ?

- d) Provide the location details for your project by entering a project address. The project location will be shown as a selectable 20km, 50km or 80km radius circle centred on the address you provide. It is

intended to demonstrate the region, not your exact project location. If you wish to mask your precise location, add an address/location within ~5km of your project so that your project will appear in the circle but not the centre. You do not need to provide your address.

Project Source Location

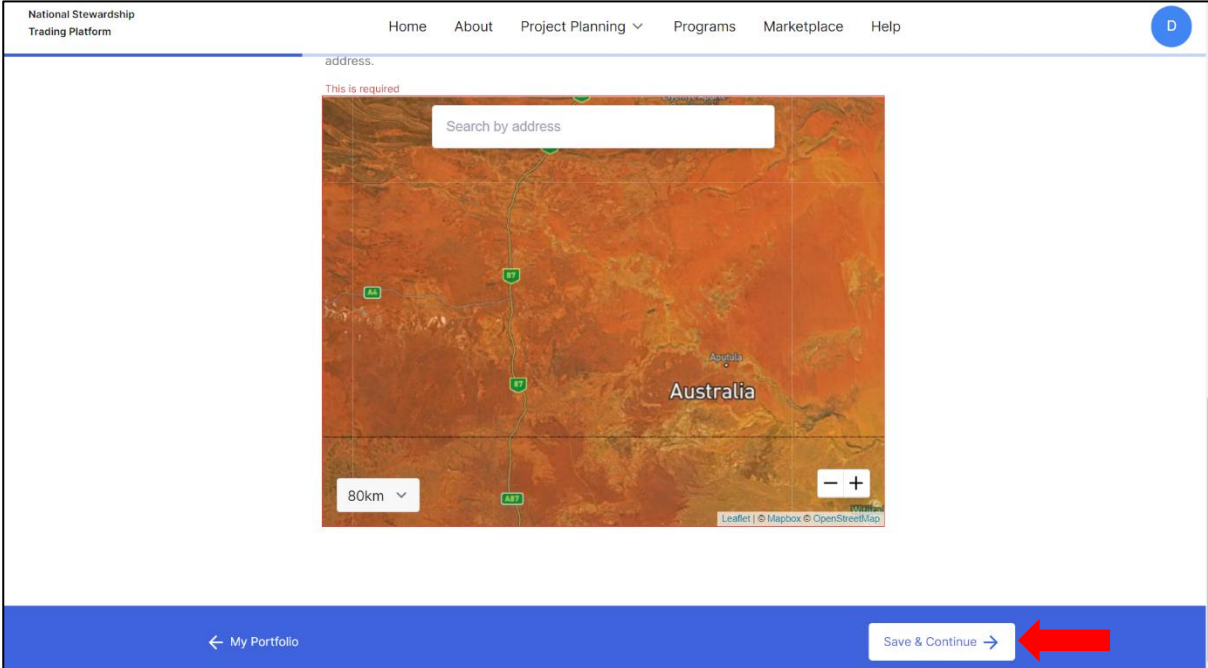
The project location will be shown as a selectable 20km, 50km or 80km radius circle. It is intended to demonstrate the region, not your exact project location.

If you wish to mask your precise location, add an address/location within ~5km of your project so that your project will end up in the circle but not the centre. You do not need to provide your address.



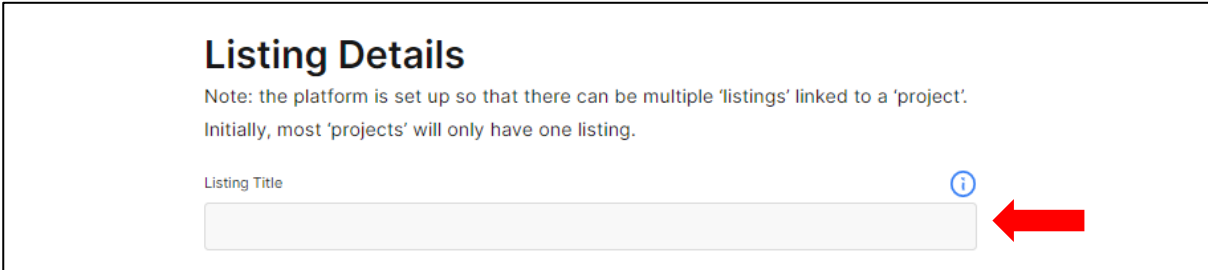
Create Carbon + Listings and Biodiversity Listings

6. Click on 'Save & Continue' at the bottom of the page



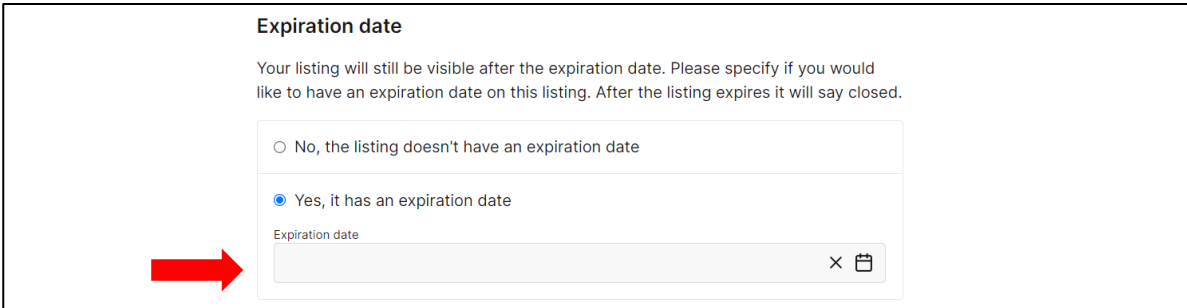
The screenshot shows the National Stewardship Trading Platform interface. At the top, there is a navigation bar with links for Home, About, Project Planning, Programs, Marketplace, and Help. Below the navigation bar, there is a search bar with the text "address." and a red error message "This is required". A map of Australia is displayed, showing major roads and the word "Australia" in the center. At the bottom of the page, there is a blue footer bar with a "My Portfolio" link on the left and a "Save & Continue" button on the right, which is highlighted with a red arrow.

7. Provide details about your listing. This is what will be displayed on the Marketplace. Enter a listing **title** this will be used to let sellers know what you are seeking. The title will be displayed on the marketplace bulletin board and link to your "listing description".



The screenshot shows the "Listing Details" section of the form. It includes a note: "Note: the platform is set up so that there can be multiple 'listings' linked to a 'project'. Initially, most 'projects' will only have one listing." Below the note, there is a text input field labeled "Listing Title" with an information icon (i) to its right. A red arrow points to the information icon.

8. Select whether your listing will have an **expiration date**. You may wish to include an expiration date if there is a specific time period in which you are seeking expressions of interest. For listings with an expiration date, specify when your listing will expire.



The screenshot shows the "Expiration date" section of the form. It includes a note: "Your listing will still be visible after the expiration date. Please specify if you would like to have an expiration date on this listing. After the listing expires it will say closed." Below the note, there are two radio buttons: "No, the listing doesn't have an expiration date" and "Yes, it has an expiration date". The "Yes" option is selected. Below the radio buttons, there is a text input field labeled "Expiration date" with a calendar icon and a close icon (x). A red arrow points to the "Yes" radio button.

9. Provide further information about the credits or units you are selling.

- a) For Carbon+ listings, **specify the quantity** of Australian Carbon Credit Units (ACCUs) you are selling. You can specify from when they will be available, whether they are available now or will be available following a future reporting and crediting period.

Carbon Credits offered

Credit type: ACCU (Australian Carbon Credit Units)

Quantity

Available from ←

Price per unit (Optional)

Value Negotiable ←

- b) For Biodiversity listings, you can **specify the type of outcome** you are selling. For all listings you have an option to **nominate a price for your listing or indicate that price is negotiable**.

Biodiversity Outcomes offered

Outcome type (optional) ⓘ ←

Price (Optional)


Value Negotiable ←

10. **Add a description** to accompany your listing. Explain the details of the listing, timings, and expectations about process. The listing description is the information people are directed to when they click on your listing on the marketplace. When writing your listing description consider the following:
- Key features of your project (e.g. associated program, planting protocol or method followed, key environmental outcomes)
 - What type of partnership you are looking for with a private buyer (e.g. funding to establish a project, funding for existing ACCUs or future ACCUs, long term funding for biodiversity outcomes)
 - What makes your listing unique (e.g. information about your farm, location or species present)?

Listing Description ⓘ

B I ☰ ☰

Explain the details of the listing, timings, and expectations about process.




11. **Add an image** you would like to include with your listing. This is optional however it is recommended to showcase your farm. For best results, we recommend choosing a landscape image 945x480 pixels. The image must be less than 6MB, jpeg or png format.

Add image (optional)

For best results, we recommend choosing a landscape image 945x480 pixels. The image must be less than 6MB, jpeg or png format.

⬆

Drag and drop your files here
or [Browse files](#)




12. **Add any attachments** you would like to include with your listing. These should be uploaded as PDFs only. Please note, documents that are uploaded here will be publicly available.

Add attachments (optional)

PDF only. Warning: documents that are uploaded here will be publicly available.

⬆

Drag and drop your files here
or [Browse files](#)



13. Provide primary contact details for the listing. You will need to provide your full name, job title or position and email. Note: Only logged in users will be able to send emails to the listed contacts.


Primary contact details for this listing

Only logged in users will be able to send emails to the listed contacts

Full name


Job title or position

Email



14. Declare that information provided in the form is true and correct. By ticking the box you declare that the information you have provided is true and correct. As a registered user you will have agreed to the [terms of use of the platform](#) before creating your account. We recommend ensuring your listing is compliant with the terms of use before publishing your listing.

I declare that all information and documents contained are complete, true, correct and not misleading (including by omission). It is an offence to provide false or misleading information



15. Click 'Save & Preview' when you are happy with the content of your listing.


Full name

Job title or position

Email

I declare that all information and documents contained are complete, true, correct and not misleading (including by omission). It is an offence to provide false or misleading information

[← Listing Setup](#)



16. Preview your listing. If you are satisfied with your listing, press 'Publish'. If you would like to make any changes to your listing click 'Back to Listing Setup'.

test

DAWE Sell · Carbon+ Open

test

Units Offered

Available from: 2022 Quantity: 1 ACCU


DAWE

DAWE

DAWE

Send Enquiry

Project Source Location



Project details


test

Method

ERF

← Back to Listing Setup←→Publish →

17. Your listing has been published and is now live.



Your Listing has been published!

You can find your new Listing in your Portfolio

Back to My PortfolioView Listing